

IMPORTANT: Investment involves risks. Investment value may rise or fall. Past performance information presented is not indicative of future performance.

The Pando Innovation ETF (the "Sub-Fund") is a sub-fund of the Pando ETF Series OFC (the "Company"), which is a public umbrella open-ended fund company established under Hong Kong law with variable capital with limited liability and segregated liability between sub-funds. The Sub-Fund is an actively managed exchange traded fund authorized under Chapter 8.10 of the Code on Unit Trusts and Mutual Funds. The shares of the Sub-Fund (the "Shares") are traded on the Stock Exchange of Hong Kong Limited (the "SEHK") like stocks.

- The Sub-Fund is not principal guaranteed and your investments may suffer losses. There is no assurance that the Sub-Fund will achieve its investment objective.
- The Sub-Fund employs an actively managed investment strategy. The Sub-Fund does not seek to track any index or benchmark, and there is no replication or representative sampling conducted by the Manager. It may fail to meet its objective as a result of the Manager's selection of investments, and/or the implementation of processes which may cause the Sub-Fund to underperform as compared to other index tracking funds with a similar objective. The Sub-Fund does not guarantee dividend distribution, therefore, investors may not receive any dividend payment.
- Due to the concentration of the Fund's investments in companies involved in Innovative Business, which are characterized by relatively higher volatility in price performance when compared to other economic sectors, the performance of the Fund may be more volatile than that of a fund having a more diverse portfolio of investments. In addition, the performance of the Fund may be exposed to risks associated with different sectors and themes, including metaverse, consumer discretionary, healthcare, fintech, information technology, robotics and artificial intelligence, etc. Fluctuations in the business for companies in these sectors or themes will have an adverse impact on the net asset value of the Sub-Fund.

Please note that the above listed investment risks are not exhaustive and investors should read the Prospectus and the Product Key Facts Statement in detail before making any investment decision, including product features and risk factors. Investors should not base on this material alone to make investment decisions. This document was prepared by Pando and has not been reviewed by the SFC. Issuer: Pando Finance Limited.

May 2024

ACTIVE ETF

Pando Innovation ETF

3056

Invest in Various Chinese and Foreign Innovative Technology Giants By One-off Solution


PANDOFINANCE



Pando Blockchain ETF
3112

Stock Code **3056.HK**

The webpage has not been reviewed by SFC
* Same series product

www.pandofinance.com.hk/

Disclaimer

This advertisement is provided solely for informational purposes. It is not a solicitation or an offer to buy or sell any security or other financial instrument. Any information including facts, opinions or quotations, may be condensed or summarized and is expressed as of the date of writing. The information may change without notice and Pando Finance Limited ("Pando Finance") is under no obligation to ensure that such updates are brought to your attention.

Investing in Exchange Traded Funds ("ETFs") involves a substantial risk of loss and is not suitable for every investor. The valuation of ETFs may fluctuate, and, as a result, may cause you to lose a significant portion of your investment. Past results are no indication of future performance. If an investment is denominated in a currency other than your base currency, changes in the rate of exchange may have an adverse effect on value, price or income. You should not engage in ETF trading unless you fully understand the nature of the transactions you are entering into and the extent of your exposure to loss. If you do not fully understand these risks you must seek independent advice from your financial advisor. In no event should the content of this advertisement be construed as an express or implied promise, guarantee or implication by or from Pando Finance that you will profit or that losses can or will be limited in any manner whatsoever. Investors should note that past performance information presented is not indicative of future performance.

Nothing in this advertisement constitutes legal, accounting or tax advice. Pando Finance will not be liable for any consequential, incidental, special, punitive or exemplary damages arising out of any use of or inability to use the advertisement, regardless of whether Pando Finance has been apprised of the likelihood of such damages occurring and regardless of the form of action, whether in contract, warranty, tort (including negligence), strict liability or otherwise.

Information provided here is obtained from sources believed to be reliable. Pando Finance reserves the right to remedy any errors that may be present in this advertisement. The content of this advertisement has not been reviewed by the Securities and Futures Commission or any regulatory authority in Hong Kong. You should exercise an appropriate degree of caution when assessing the value of such information.

Pando Finance Limited is committed to managing climate risk in its investment portfolio. Company have adopted the Climate Change Risk Manual to meet its disclosure obligations.

Pando Innovation ETF (3056.HK)

Objective

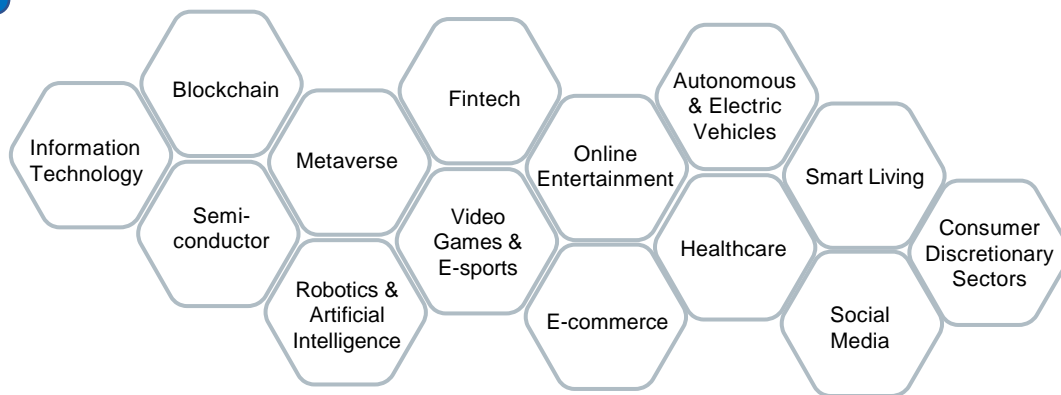
The **Pando Innovation ETF**' s investment objective is to achieve long term capital growth by primarily investing in companies which are directly or indirectly involved in the provision of innovative products and/or services ("Innovative Business").

Strategy

In seeking to achieve **Pando Innovation ETF** s investment objective, the Sub-Fund will invest primarily (i.e. at least 70% of its Net Asset Value) in equities of companies which are directly or indirectly involved in Innovative Business. Innovative Business refers to companies that are leaders in innovation which are able to take advantage of new technologies, led by a management team with the vision to identify market needs that have yet to be fully expressed, and benefit from new industry conditions (such as secular changes in the way people communicate and behave) in the dynamically changing global economy.

Target Themes

The following is a non-exhaustive illustration of companies that may be directly or indirectly involved in Innovative Business in which the Sub-Fund will primarily invest:



Top 10 Constituents of Pando Innovation ETF Portfolio

Ranking	Name	Ticker	Weighting
1	TAIWAN SEMIC-ADR	TSM US Equity	9.97%
2	AMAZON.COM INC	AMZN US Equity	9.28%
3	NVIDIA CORP	NVDA US Equity	9.45%
4	MICROSOFT CORP	MSFT US Equity	8.71%
5	SPOTIFY TECHNOLO	SPOT US Equity	8.12%
6	COINBASE GLOBA-A	COIN US Equity	7.24%
7	APPLE INC	AAPL US Equity	7.35%
8	NETFLIX INC	NFLX US Equity	7.26%
9	MICROSTRATEGY	MSTR US Equity	5.45%
10	TESLA INC	TSLA US Equity	5.00%

Source : Pando Finance As of 30 April, 2024

Market Size of Metaverse[@]



In 2021, venture capital and private equity investment into the Metaverse reached **USD 13 billion**.



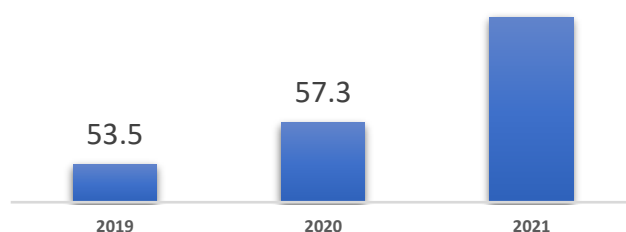
In 2022, the investment in the metaverse has been more than doubled that of 2021, reaching **USD 120 billion**.

Source: McKinsey, May 2023

[@] Historical information or figures do not imply a positive growth or return of the ETF. Past results are no indication of future performance.

Global Market Size of Artificial Intelligence (AI)[@]

(USD Billion)



Note: Includes AI-related Hardware, Service and Software / Application
Source: GlobalData, May 2023



PANDOFINANCE

Pando Innovation ETF (3056.HK)

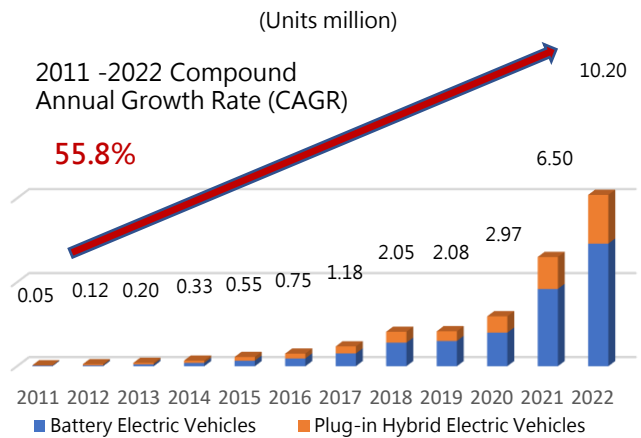
Fund	Pando Innovation ETF
Exchange	Hong Kong Stock Exchange – Main
Stock code	3056.HK
Fund Listing Date	8 December 2022
Bloomberg Ticker	3056 HK EQUITY
Product Type	Active ETF
Trading Board Lot	100 Shares
Trading Currency	HKD
Asset Class	Equity
Equity Exposure	Listed Company
Dealing frequency	Daily
Financial year end	31 March
Dividend Policy	Annually (usually in March of each year) *
Management Fee	0.75% per annum
Ongoing Charges #	2.5%
Closing Price at 31 Mar 2023 and change in % for the period from 8 Dec 2022 to 31 Mar 2023	HKD 8.455 (+6.69%) ^
Closing Price at 28 Mar 2024 and change in % for the period from 1 Apr 2023 to 28 Mar 2024	HKD 14.040 (+66.06%) ^
Closing Price at 30 Apr 2024 and change in % for the period from 1 Apr 2024 to 30 Apr 2024	HKD 13.470 (-4.06%) ^
Closing Price at 29 Dec 2023 and change in % for last calendar year 2023 end	HKD 10.910 (+44.31%) ^

* Subject to the Manager's discretion. Distributions (if any) may be paid out of capital or effectively out of capital. Distributions on any shares will be in HKD only. There is no guarantee of regular distribution nor the amount being distributed (if any).

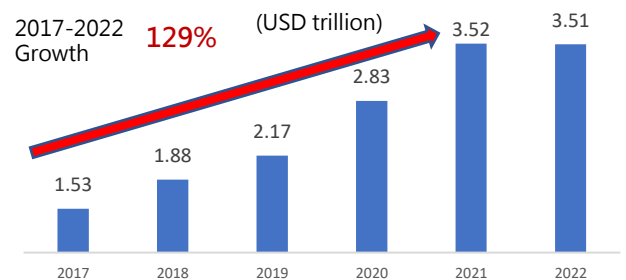
It represents the ongoing expenses chargeable to the Sub-Fund over the period from the launch of Sub-Fund to 31 December 2023 expressed as a percentage of the average net asset value ("Net Asset Value") of the Sub-Fund over the same period. This figure may vary from year to year. Ongoing charges figure was capped at 2.50% of the average Net Asset Value of the Sub-Fund for the period from the launch of Sub-Fund to 31 December 2023. Any ongoing expenses exceeding 2.50% of the average Net Asset Value of the Sub-Fund during this period was borne by the Manager and was not be charged to the Sub-Fund.

^ The closing prices are relate to figures of the last dealing day of the fund at specific period end/ calendar year 2023 end . They are presented for information purpose only.

Global Electric Vehicles Sales Volume @



Revenue of eCommerce - Worldwide @



Notes: Data shown is using current exchange rates and reflects market impacts of the Russia-Ukraine war. The components of revenue includes Beverages, Fashion, Furniture, Toys, Hobby & DIY, Beauty, Health, Personal & Household Care, Electronics, Food, Media.

Source: Statista Market Insights, May 2023

@ Historical information or figures do not imply a positive growth or return of the ETF. Past results are no indication of future performance.

The Necessity of Active Management in Innovation ETF



Volatility Management

- ∞ Fluctuations in global interest rates may cause impacts on the stock prices of some companies engaged in innovative technology-related businesses. Active investment management may reduce portfolio volatility and seize opportunities from it.



Stock Selection by Professional Team

- ∞ The fund manager actively and flexibly selects stocks, which helps investors seek return opportunities from innovative stocks.



Pursue Return with Reduced Risk

- ∞ Different from passively managed ETFs, actively managed ETFs aim to achieve long term capital growth while reducing risks.

EDGES of Pando Innovation ETF



Innovation-themed is in line with global development

- ∞ Most Chinese and foreign companies follow the main development trend in global, innovation and technology;
- ∞ **Pando Innovation ETF** aims to select proper stocks for investors under its 14 target themes.



Active stock picking with flexibility and precision

- ∞ Active management aims to selects and invests in high-quality and sustainable growth securities, with achieving long term capital growth as the goal;
- ∞ Aims to increase risk-adjusted returns by diversifying investments.
- ∞ Professional investment team aims to brings value to investors.



Low investment barrier

- ∞ Cost must be high if investors invest in multiple leading innovative technology stocks in person;
- ∞ As of the end of January 2024, the entry fee for Pando Innovation ETF is less than HK\$1,100, but it contains many leading innovative technology stocks in the market.



Management team with professional knowledge

- ∞ The members of the management team have decades of experience in the industry, with stable investment performance in their career history;
- ∞ Good investment process and strict risk management process to strive for balance between ETF performance and risk management.

